


Activity 3 : The King



EQUIPMENT NEEDED:

Chess board
Dark King & all pawns
King flashcard

Let's start here:

- 1. Introduce** the King chess piece to your child and explain that the King is like the captain of a team. The game of chess is all about the King. It is a very important piece.
- 2. Show** how the King moves by placing the King in the center of the board. The King moves in any direction but only one square at a time.
- 3. Choose** which direction to move the King. Try moving to the corner, then the edge and then back to the middle.
- 4. Predict** how many moves it would take to get to another corner, then count those moves.

Now try this:

Target Pawn (Fig 2)

- 1. Place** both the dark King and one light Pawn on the board (place Pawn away from the King).
- 2. Take** turns moving the King, one square at a time, toward the light Pawn.
- 3. Reaching** the Pawn first means you get to place the Pawn somewhere else on the board.
- 4. Predict** how many squares away the Pawn is. Count the moves each turn.

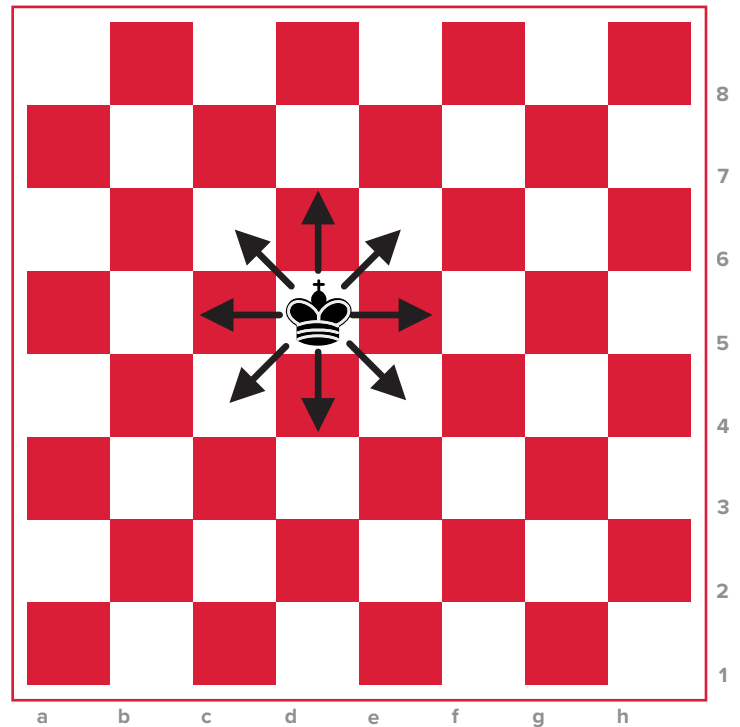


Fig 1: Dark King in center of board. Arrows indicate range of King movement.




Fig 2: Place dark King and light Pawn on board away from each other.

Multiple Target Pawns (Fig 3)

1. **Add** 2 or 3 light Pawns as targets for the dark King. This time **capture** (take the Pawns off the board when landed on) all of the Pawns and count them!
2. **Increase** the challenge by adding more Pawns to the board.

King and Target Pawns (Fig 4)

1. **Repeat** Activities 1 - 3 with each student now using their own King. Students get to place Pawns of the opposite color of their King anywhere on the board. The students should take turns.

KEY WORDS

- King
- Capture
- Edge
- Center
- Corner




Fig 3: Light target Pawns.





Fig 4: Light & dark target Pawns.



LET'S MOVE!

1. Use the King flashcard to teach the rhyme, hand motion, and how to move like the King, one step at a time. Forward, Backward, Side-to-Side, and Diagonally.
2. Count the letters in the name King -- 1-4, clap and spell the name.